



FITTING INSTRUCTIONS FOR AB0030BK FOOTBOARD BARS
HONDA X-ADV '17-



THIS KIT CONTAINS THE ITEMS PICTURED AND LABELLED BELOW.
DO NOT PROCEED UNTIL YOU ARE SURE ALL PARTS ARE PRESENT.

Please note that the way the kit is packed does not necessarily represent the way of mounting to the bike

THE PARTS SHOWN MAY BE REPRESENTATIVE ONLY (FOR CLARITY OF INSTRUCTIONS ONLY)

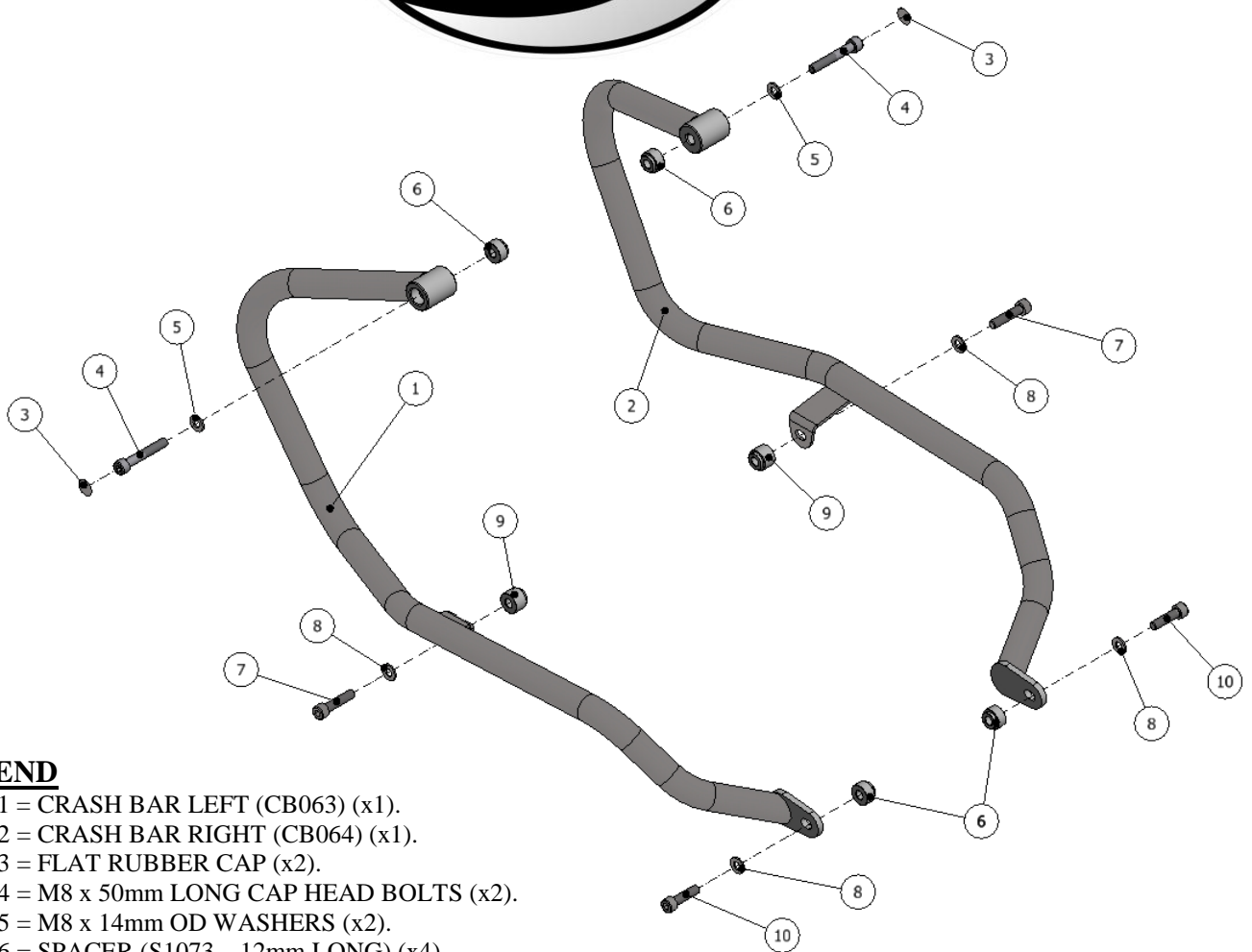
Digital copies of these instructions are available to download from www.rg-racing.com

GENERAL TORQUE SETTINGS

M4 Bolt = 8 Nm
M5 Bolt = 12 Nm
M6 Bolt = 15 Nm
M8 Bolt = 20 Nm
M10 Bolt = 40 Nm
M12 Bolt = 40 Nm

R&G

Unit 1, Shelley's Lane, East Worldham, Alton, Hampshire, GU34 3AQ
Tel: +44 (0)1420 89007 Fax: +44 (0)1420 87301 www.rg-racing.com Email: info@rg-racing.com



LEGEND

- ITEM 1 = CRASH BAR LEFT (CB063) (x1).
- ITEM 2 = CRASH BAR RIGHT (CB064) (x1).
- ITEM 3 = FLAT RUBBER CAP (x2).
- ITEM 4 = M8 x 50mm LONG CAP HEAD BOLTS (x2).
- ITEM 5 = M8 x 14mm OD WASHERS (x2).
- ITEM 6 = SPACER (S1073 – 12mm LONG) (x4).
- ITEM 7 = M8 x 35mm LONG CAP HEAD BOLTS (x2).
- ITEM 8 = M8 x 16mm OD WASHERS (x4).
- ITEM 9 = SPACER (S1074 – 15.50mm LONG) (x2).
- ITEM 10 = M8 x 30mm LONG CAP HEAD BOLTS (x2).

TOOLS REQUIRED

- Socket set to include 6mm AF allen key socket and wrench.
- Torque wrench (up to 20Nm).



Picture 1



Picture 2



Picture 3



Picture 4

FITTING INSTRUCTIONS

- On the left side of the bike, remove the three bolts that are arrowed in picture 1.
- Loosely assemble the left side crash bar, as shown in the exploded diagram, before offering it up to the bike. Position the middle mounting bolt, washer and spacer first before loosely tightening, before moving onto the rearward mount and then the front mount, as shown in pictures 2, 3 & 4.
- Securely tighten all three bolts to the recommended torque settings.
- Repeat the above three stages to fit the crash bar to the right side of the bike.
- Fit the plastic cap (item 3) to the front mounting bolt on both sides of the bike.

ISSUE 1 08/11/2017 (AR)

CONSUMER NOTICE

The catalogue description and any exhibition of samples are only broad indications of the Products and R&G may make design changes which do not diminish their performance or visual appeal and supplying them in such state shall conform to the order. The Buyer acknowledges no representation or warranty (other than as to title) has been given or will apply to the Products other than those in R&G's order or confirmation and the Buyer confirms it has chosen the Products as being of merchantable quality and suitable for its particular purposes. Where R&G fits the Products or undertakes other

R&G
Unit 1, Shelley's Lane, East Worldham, Alton, Hampshire, GU34 3AQ
Tel: +44 (0)1420 89007 Fax: +44 (0)1420 87301 www.rg-racing.com Email: info@rg-racing.com



services it shall exercise reasonable skill and care and rectify any fault free of charge unless the workmanship has been disturbed. The Buyer is responsible for ensuring that the warranty on the motorcycle is not affected by the fitting of the Products. On return of any defective Products R&G shall at its option either supply a replacement or refund the purchase money but shall not be liable if the Products have been modified or used or maintained otherwise than in accordance with R&G's or manufacturer's instructions and good engineering practice or if the defect arises from accident or neglect. Other than identified above and subject to R&G not limiting its liability for causing death and personal injury, it shall not be liable for indirect or consequential loss and otherwise its liability shall be limited to the amounts paid by the Buyer for the Products or the fitting or service concerned. These terms do not affect the Buyer's statutory rights.

R&G RETURNS POLICY (NON-FAULTY GOODS)

Returns must be pre-authorized (if not pre-authorized the return will be rejected). Goods may only be returned direct to us if they were purchased direct from us (customer must prove if necessary). Otherwise to be returned to original vendor. Goods must be in re-sellable condition, in the opinion of R&G. All returns are subject to a 25% restocking and handling fee (25% of the gross value exc. P&P – at the prevailing price at time of purchase). The customer must pay any and all carriage charges. No returns of discontinued products, unless within 14 days of purchase. This policy does not affect your statutory rights and does not refer to faulty goods.

R&G

Unit 1, Shelley's Lane, East Worldham, Alton, Hampshire, GU34 3AQ

Tel: +44 (0)1420 89007 Fax: +44 (0)1420 87301 www.rg-racing.com Email: info@rg-racing.com



NOTICE DE MONTAGE POUR AB0030BK
BARRES DE PROTECTION REPOSE PIED
HONDA X-ADV '17-



Le kit contient les articles exposés ci-dessous, vérifier que toutes les pièces soient présentes avant de procéder au montage.

La façon dont le kit est emballé ne correspond pas forcément à la façon de monter les pièces sur la moto.

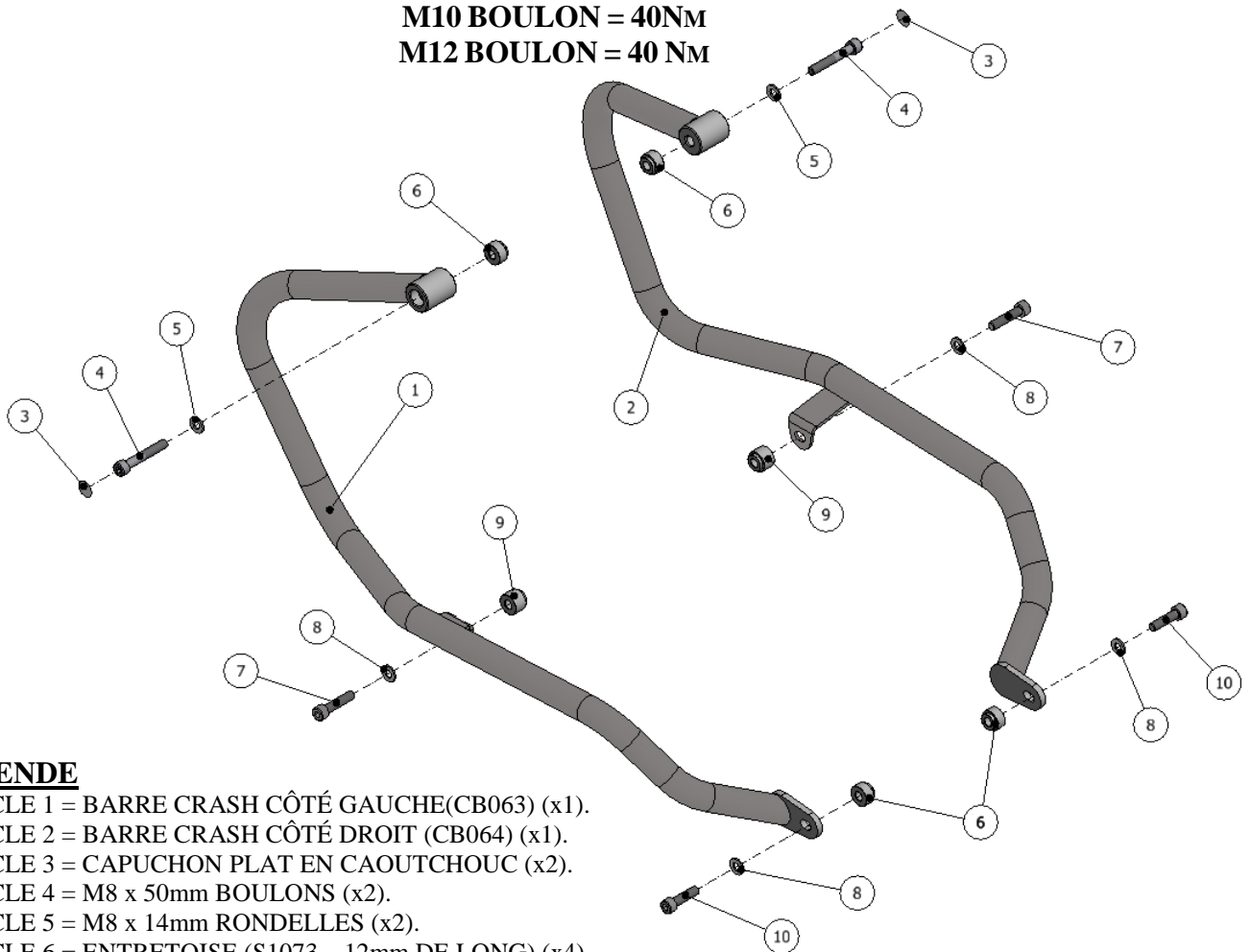
LES PARTIES PRESENTEES PEUVENT ETRE UNIQUEMENT REPRESENTATIVES (POUR LA CLARTE DES INSTRUCTIONS UNIQUEMENT)

Notice disponible au téléchargement sur www.rg-racing.com



VALEURS DE SERRAGE RECOMMANDEES :

M4 BOULON = 8Nm
M5 BOULON = 12Nm
M6 BOULON = 15Nm
M8 BOULON = 20Nm
M10 BOULON = 40Nm
M12 BOULON = 40 Nm



LÉGENDE

ARTICLE 1 = BARRE CRASH CÔTÉ GAUCHE(CB063) (x1).
ARTICLE 2 = BARRE CRASH CÔTÉ DROIT (CB064) (x1).
ARTICLE 3 = CAPUCHON PLAT EN CAOUTCHOUC (x2).
ARTICLE 4 = M8 x 50mm BOULONS (x2).
ARTICLE 5 = M8 x 14mm RONDELLES (x2).
ARTICLE 6 = ENTRETOISE (S1073 – 12mm DE LONG) (x4).
ARTICLE 7 = M8 x 35mm BOULONS (x2).
ARTICLE 8 = M8 x 16mm RONDELLES (x4).
ARTICLE 9 = ENTRETOISE (S1074 – 15.50mm DE LONG) (x2).
ARTICLE 10 = M8 x 30mm BOULONS (x2).

TOOLS REQUIRED

- Clés Allen dont une de 6mm

R&G

Unit 1, Shelley's Lane, East Worldham, Alton, Hampshire, GU34 3AQ

Tel: +44 (0)1420 89007 Fax: +44 (0)1420 87301 www.rg-racing.com Email: info@rg-racing.com



- Clé dynamométrique (à 20Nm).



Photo 1



Photo 2



Photo 3



Photo 4

NOTICE DE MONTAGE:

- Du côté gauche de la moto, enlever les 3 boulons indiqués sur la photo 1.
- Assembler la barre de crash du côté gauche, voir le schéma, avant de la monter sur la moto.
- Positionner le boulon de fixation du milieu, la rondelle et l'entretoise avant de serrer légèrement, puis passer à celui de l'arrière et enfin à celui de l'avant, voir photos 2, 3 & 4.
- Serrer les 3 boulons aux valeurs de serrage recommandées.
- Répéter les 3 étapes supérieures pour monter la barre de crash du côté droit de la moto.
- Insérer le capuchon (article 3) sur le boulon de fixation avant des 2 côtés de la moto.

ISSUE 1 08/11/2017 (AR)



CONSUMER NOTICE

The catalogue description and any exhibition of samples are only broad indications of the Products and R&G may make design changes which do not diminish their performance or visual appeal and supplying them in such state shall conform to the order. The Buyer acknowledges no representation or warranty (other than as to title) has been given or will apply to the Products other than those in R&G's order or confirmation and the Buyer confirms it has chosen the Products as being of merchantable quality and suitable for its particular purposes. Where R&G fits the Products or undertakes other services it shall exercise reasonable skill and care and rectify any fault free of charge unless the workmanship has been disturbed. The Buyer is responsible for ensuring that the warranty on the motorcycle is not affected by the fitting of the Products. On return of any defective Products R&G shall at its option either supply a replacement or refund the purchase money but shall not be liable if the Products have been modified or used or maintained otherwise than in accordance with R&G's or manufacturer's instructions and good engineering practice or if the defect arises from accident or neglect. Other than identified above and subject to R&G not limiting its liability for causing death and personal injury, it shall not be liable for indirect or consequential loss and otherwise its liability shall be limited to the amounts paid by the Buyer for the Products or the fitting or service concerned. These terms do not affect the Buyer's statutory rights.

R&G RETURNS POLICY (NON-FAULTY GOODS)

Returns must be pre-authorised (if not pre-authorised the return will be rejected). Goods may only be returned direct to us if they were purchased direct from us (customer must prove if necessary). Otherwise to be returned to original vendor. Goods must be in re-sellable condition, in the opinion of R&G. All returns are subject to a 25% restocking and handling fee (25% of the gross value exc. P&P – at the prevailing price at time of purchase). The customer must pay any and all carriage charges. No returns of discontinued products, unless within 14 days of purchase. This policy does not affect your statutory rights and does not refer to faulty goods.

R&G

Unit 1, Shelley's Lane, East Worldham, Alton, Hampshire, GU34 3AQ

Tel: +44 (0)1420 89007 Fax: +44 (0)1420 87301 www.rg-racing.com Email: info@rg-racing.com



**MONTAGEANLEITUNG FÜR AB0030BK STURZBÜGEL
HONDA X-ADV '17-**



ALLE TEILE SIND UNTEN ABGEBILDET UND GEKENNZEICHNET. BEVOR SIE MIT DER MONTAGE BEGINNEN, ÜBERPRÜFEN SIE, DASS ALLE TEILE VORHANDEN SIND.

Hinweis: Die Verpackung der Teile stellt nicht die Reihenfolge der Montage dar.

DIE UNTEN ABGEBILDETEN TEILE DIENEN LEDIGLICH ZUR ERKLÄRUNG

Eine digitale Version dieser Montageanleitung kann auf folgender Seite heruntergeladen werden:

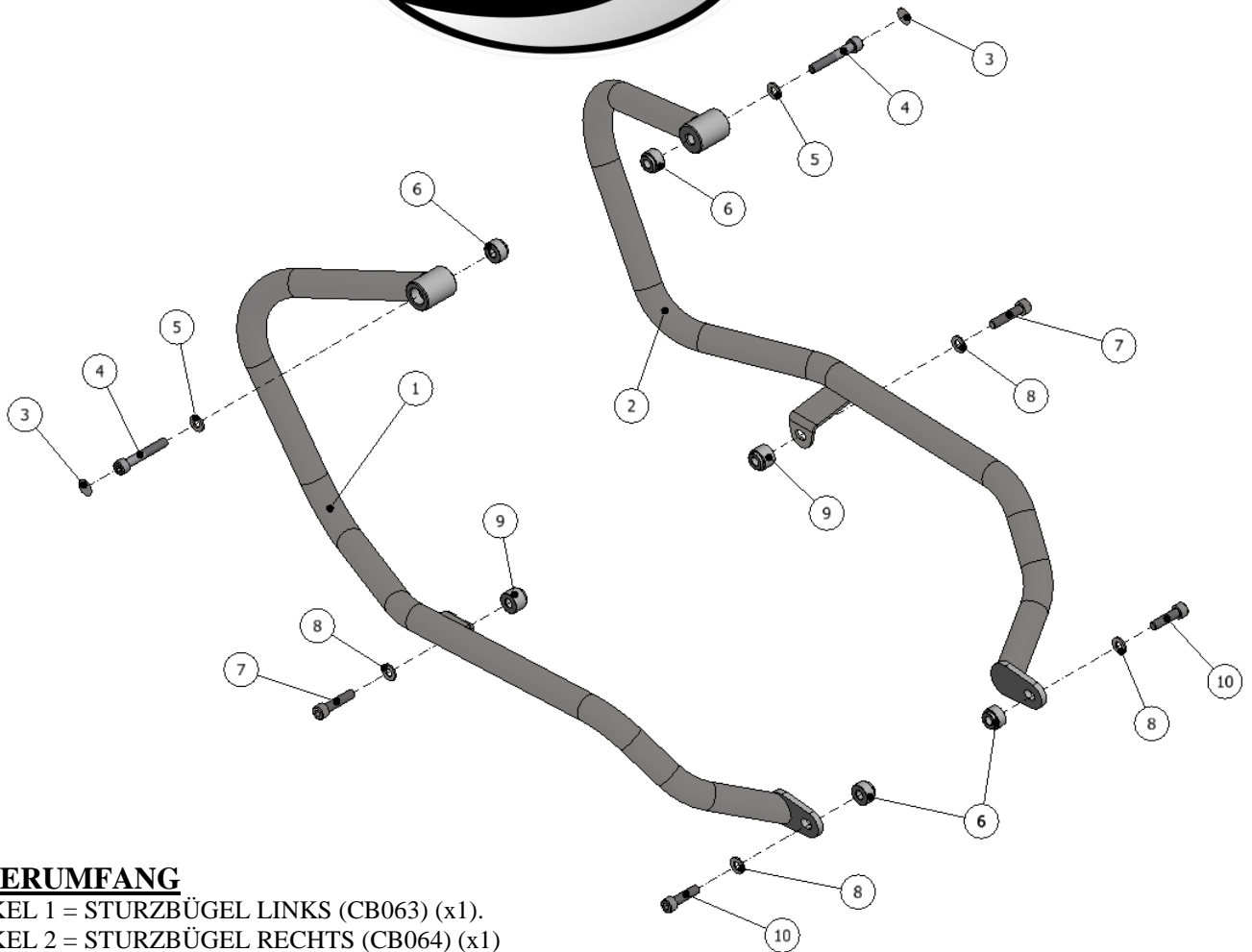
www.rg-racing.com

ANZUGSDREHMOMENTE

M4 Schraube = 8 Nm
M5 Schraube = 12 Nm
M6 Schraube = 15 Nm
M8 Schraube = 20 Nm
M10 Schraube = 40 Nm
M12 Schraube = 40 Nm

R&G

Unit 1, Shelley's Lane, East Worldham, Alton, Hampshire, GU34 3AQ
Tel: +44 (0)1420 89007 Fax: +44 (0)1420 87301 www.rg-racing.com Email: info@rg-racing.com



LIEFERUMFANG

- ARTIKEL 1 = STURZBÜGEL LINKS (CB063) (x1).
- ARTIKEL 2 = STURZBÜGEL RECHTS (CB064) (x1)
- ARTIKEL 3 = FLACHE GUMMIKAPPE (x2)
- ARTIKEL 4 = M8 x 50mm INBUSSCHRAUBE (x2)
- ARTIKEL 5 = M8 x 14mm OD UNTERLEGSSCHEIBE (x2)
- ARTIKEL 6 = DISTANZHALTER (S1073 – 12mm LÄNGE) (x4)
- ARTIKEL 7 = M8 x 35mm INBUSSCHRAUBE (x2)
- ARTIKEL 8 = M8 x 16mm OD UNTERLEGSSCHEIBE (x4)
- ARTIKEL 9 = DISTANZHALTER (S1074 – 15,50mm LÄNGE) (x2)
- ARTIKEL 10 = M8 x 30mm INBUSSCHRAUBE (x2)

SIE BENÖTIGEN FOLGENDES WERKZEUG

- Satz Inbusschlüssel mit 4mm AF Inbusschlüssel
- Drehmomentschlüssel (bis 20Nm)

R&G

Unit 1, Shelley's Lane, East Worldham, Alton, Hampshire, GU34 3AQ

Tel: +44 (0)1420 89007 Fax: +44 (0)1420 87301 www.rg-racing.com Email: info@rg-racing.com



Abbildung 1



Abbildung 2



Abbildung 3



Abbildung 4

MONTAGEANLEITUNG

- Entfernen Sie die drei Schrauben an der linken Seite des Motorrads, die in Abbildung 1 gekennzeichnet sind.
- Bauen Sie den linken Sturzbügel wie in der Explosionszeichnung lose zusammen, bevor Sie sie am Motorrad anbringen. Positionieren Sie die mittlere Montageschraube, Unterlegscheibe und den mittleren Distanzhalter zuerst, bevor Sie sie lose befestigen. Danach die hintere Halterung und dann die vordere Halterung befestigen – siehe Abbildungen 2, 3 & 4.
- Ziehen Sie alle drei Schrauben mit dem empfohlenen Anzugsdrehmoment fest.
- Wiederholen Sie die drei Schritte, um den Sturzbügel an der rechten Seite des Motorrads zu montieren.
- Montieren Sie jeweils eine Gummikappe (Artikel 3) an der vorderen Montageschraube an beiden Seiten des Motorrads.

AUSGABE 1 08/11/2017 (AR)

CONSUMER NOTICE

The catalogue description and any exhibition of samples are only broad indications of the Products and R&G may make design changes which do not diminish their performance or visual appeal and supplying them in such state shall conform to the order. The Buyer acknowledges no representation or warranty (other than as to title) has been given or will apply to the Products other than those in R&G's order or confirmation and the Buyer confirms it has chosen the Products as being of merchantable quality and suitable for its particular purposes. Where R&G fits the Products or undertakes other services it shall exercise reasonable skill and care and rectify any fault free of charge unless the workmanship has been disturbed. The Buyer is responsible for ensuring that the warranty on the motorcycle is not affected by the fitting of the Products. On return of any defective Products R&G shall at its option either supply a replacement or refund the purchase money but shall not be liable if the Products have been modified or used or maintained otherwise than in accordance with R&G's or manufacturer's instructions and good engineering practice or if the defect arises from accident or neglect. Other than identified above and subject to R&G not limiting its liability for causing death and personal injury, it shall not be liable for indirect or consequential loss and otherwise its liability shall be limited to the amounts paid by the Buyer for the Products or the fitting or service concerned. These terms do not affect the Buyer's statutory rights.

R&G

Unit 1, Shelley's Lane, East Worldham, Alton, Hampshire, GU34 3AQ

Tel: +44 (0)1420 89007 Fax: +44 (0)1420 87301 www.rg-racing.com Email: info@rg-racing.com



R&G RETURNS POLICY (NON-FAULTY GOODS)

Returns must be pre-authorized (if not pre-authorized the return will be rejected). Goods may only be returned direct to us if they were purchased direct from us (customer must prove if necessary). Otherwise to be returned to original vendor. Goods must be in re-sellable condition, in the opinion of R&G. All returns are subject to a 25% restocking and handling fee (25% of the gross value exc. P&P – at the prevailing price at time of purchase). The customer must pay any and all carriage charges. No returns of discontinued products, unless within 14 days of purchase. This policy does not affect your statutory rights and does not refer to faulty goods.

R&G

Unit 1, Shelley's Lane, East Worldham, Alton, Hampshire, GU34 3AQ

Tel: +44 (0)1420 89007 Fax: +44 (0)1420 87301 www.rg-racing.com Email: info@rg-racing.com