



FITTING INSTRUCTIONS FOR DG0051



THIS KIT CONTAINS THE ITEMS PICTURED AND LABELLED OVER PAGE.

SOME PARTS MAY BE SHOWN FOR CLARITY OF INSTRUCTIONS ONLY.

DO NOT PROCEED UNTIL YOU ARE SURE ALL PARTS ARE PRESENT.

PLEASE READ ALL INSTRUCTIONS BEFORE PROCEEDING.

**IF IN ANY DOUBT WHEN FITTING OUR PRODUCTS, CONSULT ONE OF OUR DEALERS
OR HAVE FITTED BY A QUALIFIED TECHNICIAN.**

PLEASE NOTE THAT THE WAY THE KIT IS PACKED DOES NOT NECESSARILY REPRESENT THE WAY OF
MOUNTING TO THE BIKE.

IN THE EVENT OF RUBBER WASHERS BEING USED TO HOLD COMPONENTS ONTO BOLTS,
THESE RUBBER WASHERS CAN BE THROWN AWAY.

DIGITAL COPIES OF THESE INSTRUCTIONS ARE AVAILABLE FROM:

WWW.RG-RACING.COM

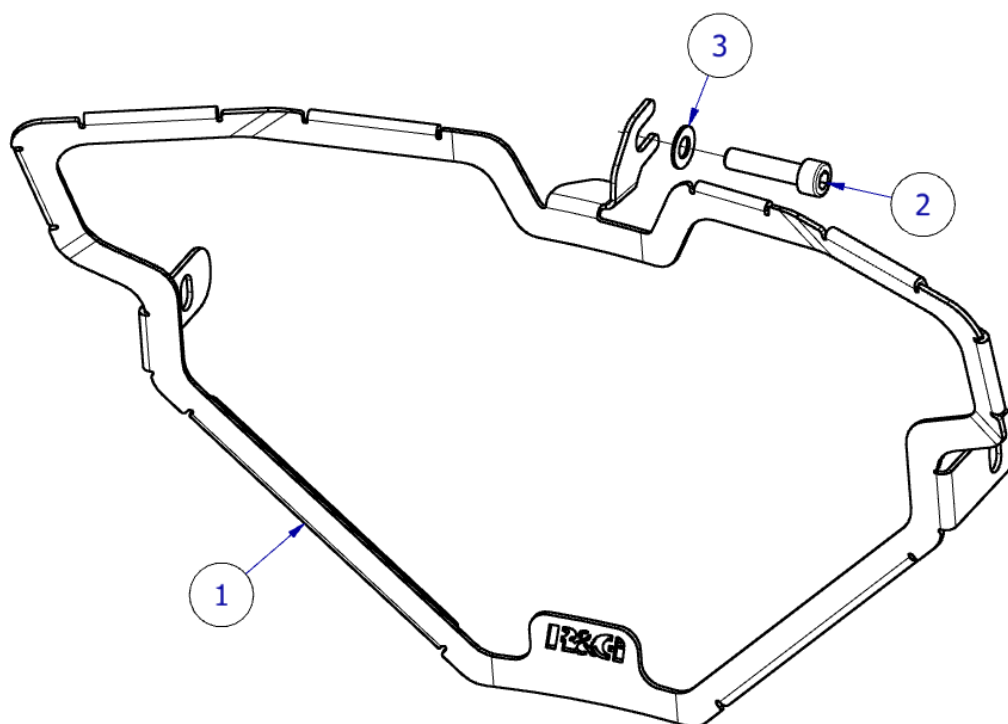


| <u>TOOLS REQUIRED</u> | <u>GENERAL TORQUE SETTINGS</u> |
|--|---|
| <ul style="list-style-type: none"> • SET OF ALLEN KEYS • SET OF METRIC SPANNERS • SMALL HEX BIT RATCHET WITH PHILIPS BIT ATTACHMENT | M4 BOLT = 8Nm M5 BOLT = 12Nm M6 BOLT = 15Nm M8 BOLT = 20Nm M10 BOLT = 40Nm M12 BOLT = 40Nm |

LEGEND


| ITEM NO. | DESCRIPTION | QTY |
|-----------------|------------------------------------|------------|
| ITEM 1 | DG0051 (DOWNPIPE GRILLE COMPONENT) | 1 |
| ITEM 2 | M6 x 1.00 x 25mm CAP HEAD BOLT | 2 |
| ITEM 3 | M6 x 12mm OD WASHER | 1 |

FITTING DIAGRAM






FITTING PICTURES



Picture 1



Picture 2




Picture 3



Picture 4



Picture 5



Picture 6



Picture 7

FITTING INSTRUCTIONS

- To allow easier access to the fixings, please remove the bolts and clips which hold the bottom of the belly pan together.
- Remove the bolts shown from each side of the fairings shown in **Picture 1** and **Picture 2**.
- Please locate and remove the bolts the inner fairing mounts as shown in **Picture 3** and **Picture 4**.
- Remove the bolt shown in **Picture 5**.
- Offer up the R&G Downpipe Grille up to the bottom area off the front fairings and remove the
- Once the R&G Downpipe Grille is in place, secure the top mount using the provided M6 bolt and washer (**Item 2** and **Item 3**) as shown in **FITTING DIAGRAM**.
- Using the small fairing gaps shown in **Picture 6** and **Picture 7**, secure the side tabs of the Downpipe Grille using the removed inner fairing fastenings. For this step a small hex bit tool will work best, with a Philips attachment.
- Replace all removed clips and bungs from the lower belly pan of the bike.
- Check all components are secure and all bolts are tight before riding.

See more R&G products for your Motorcycle in the link below:

[R&G Racing | All Products for Suzuki - GSX-S1000 GT \(2022\) \(rg-racing.com\)](http://rg-racing.com)

ISSUE 1 14/12/2022 AO

CONSUMER NOTICE

The catalogue description and any exhibition of samples are only broad indications of the Products and R&G may make design changes which do not diminish their performance or visual appeal and supplying them in such state shall conform to the order. The Buyer acknowledges no representation or warranty (other than as to title) has been given or will apply to the Products other than those in R&G's order or confirmation and the Buyer confirms it has chosen the Products as being of merchantable quality and suitable for its particular purposes. Where R&G fits the Products or undertakes other services it shall exercise reasonable skill and care and rectify any fault free of charge unless the workmanship has been disturbed. The Buyer is responsible for ensuring that the warranty on the motorcycle is not affected by the fitting of the Products. On return of any defective Products R&G shall at its option either supply a replacement or refund the purchase money but shall not be liable if the Products have been modified or used or maintained otherwise than in accordance with R&G's or manufacturer's instructions and good engineering practice or if the defect arises from accident or neglect. Other than identified above and subject to R&G not limiting its liability for causing death and personal injury, it shall not be liable for indirect or consequential loss and otherwise its liability shall be limited to the amounts paid by the Buyer for the Products or the fitting or service concerned. These terms do not affect the Buyer's statutory rights.

R&G RACING RETURNS POLICY (NON-FAULTY GOODS)

Returns must be pre-authorized (if not pre-authorized the return will be rejected). Goods may only be returned direct to us if they were purchased direct from us (customer must prove if necessary). Otherwise to be returned to original vendor. Goods must be in re-sellable condition, in the opinion of R&G Racing. All returns are subject to a 25% restocking and handling fee (25% of the gross value exc. P&P – at the prevailing price at time of purchase). The customer must pay any and all carriage charges. No returns of discontinued products, unless within 14 days of purchase. This policy does not affect your statutory rights and does not refer to faulty goods.

R&G Racing

Unit 1, Shelley's Lane, East Worldham, Alton, Hampshire, GU34 3AQ

Tel: +44 (0)1420 89007 Fax: +44 (0)1420 87301 www.rg-racing.com Email: info@rg-racing.com



NOTICE DE MONTAGE POUR DG0051



CE KIT CONTIENT LES ARTICLES ILLUSTRÉS ET ÉTIQUETÉS SUR LA PAGE.

CERTAINES PARTIES PEUVENT ÊTRE PRÉSENTES UNIQUEMENT POUR LA CLARTÉ DES INSTRUCTIONS.

NE PAS PROCÉDER AU MONTAGE TANT QUE VOUS N'ÊTES PAS SÛR QUE TOUTES LES PIÈCES SOIENT PRÉSENTES.

VEUILLEZ LIRE TOUTES LES INSTRUCTIONS AVANT DE CONTINUER.

EN CAS DE DOUTE LORS DU MONTAGE DE NOS PRODUITS, CONSULTEZ UN DE NOS REVENDUEURS OU FAITES APPEL À UN TECHNICIEN QUALIFIÉ.

VEUILLEZ NOTER QUE LA FAÇON DONT LE KIT EST EMBALLÉ NE REPRÉSENTE PAS NECESSAIREMENT LA MANIÈRE DE LE MONTER SUR LA MOTO.

SI DES RONDELLES EN CAOUTCHOUC SONT UTILISÉES POUR MAINTENIR LES COMPOSANTS SUR LES BOULONS, ELLES PEUVENT ÊTRE JETÉES.

NOTICE DISPONIBLE AU TÉLÉCHARGEMENT SUR :
WWW.RG-RACING.COM

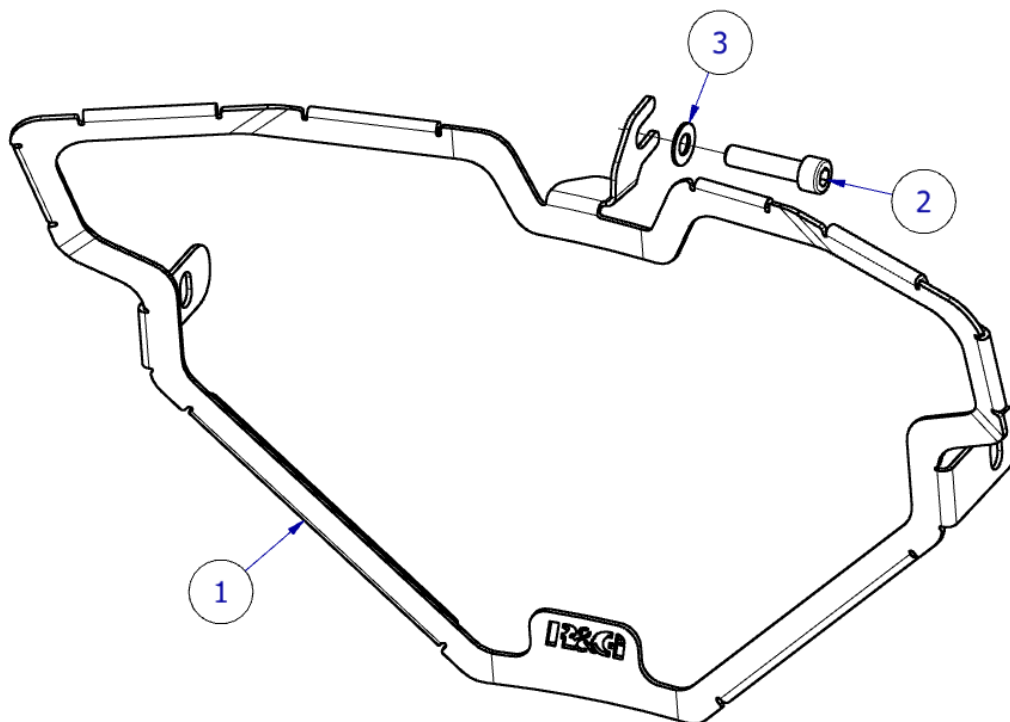


| <u>OUTILS REQUIS</u> | <u>VALEURS DE SERRAGE</u> |
|--|---|
| <ul style="list-style-type: none"> • CLÉS ALLEN • CLÉS À MOLETTE • PETIT CLIQUET HEXAGONAL AVEC EMBOUT CRUCIFORME | M4 BOULON = 8Nm M5 BOULON = 12Nm M6 BOULON = 15Nm M8 BOULON = 20Nm M10 BOULON = 40Nm M12 BOULON = 40Nm |

LÉGENDE

| ARTICLE NO. | DESCRIPTION | QTÉ |
|--------------------|---|------------|
| ARTICLE 1 | DG0051 (COMPOSANT DE GRILLE DE TUYAU DE DESCENTE) | 1 |
| ARTICLE 2 | M6 x 1.00 x 25mm BOULON | 2 |
| ARTICLE 3 | M6 x 12mm RONDELLE | 1 |

SCHÉMA DE MONTAGE





PHOTOS DE MONTAGE




Photo 1




Photo 2



Photo 3



Photo 4



Photo 5




Photo 6



Photo 7

NOTICE DE MONTAGE

- Pour faciliter l'accès aux fixations, veuillez retirer les boulons et les clips qui fixe le sabot moteur.
- Retirez les boulons indiqués de chaque côté des carénages illustrés sur la photo 1 et la photo 2.
- Veuillez localiser et retirer les boulons des supports de carénage intérieurs comme indiqué sur la photo 3 et la photo 4.
- Retirez le boulon indiqué sur la Photo 5.
- Présentez la protection R&G sur la zone inférieure des carénages avant et retirez-la.
- Une fois la protection R&G en place, fixez le support supérieur à l'aide du boulon M6 et de la rondelle fournis (Article 2 et Article 3) comme indiqué sur le SCHÉMA DE MONTAGE.
- À l'aide des petits espaces de carénage indiqués sur les photos 6 et 7, fixez les languettes latérales de la protection à l'aide des fixations de carénage intérieures retirées. Pour cette étape, un petit outil à embout hexagonal fonctionnera mieux, avec un accessoire cruciforme.
- Remettez en place tous les clips et bouchons retirés du sabot inférieur de la moto.
- Vérifiez que tous les composants soient sécurisés et que tous les boulons soient bien serrés avant de rouler.

Voir plus de produits R&G pour votre moto via ce lien :

[R&G Racing | All Products for Suzuki - GSX-S1000 GT \(2022\) \(rg-racing.com\)](https://www.rg-racing.com/all-products-for-suzuki-gsx-s1000-gt-2022)

ISSUE 1 14/12/2022 AO

CONSUMER NOTICE

The catalogue description and any exhibition of samples are only broad indications of the Products and R&G may make design changes which do not diminish their performance or visual appeal and supplying them in such state shall conform to the order. The Buyer acknowledges no representation or warranty (other than as to title) has been given or will apply to the Products other than those in R&G's order or confirmation and the Buyer confirms it has chosen the Products as being of merchantable quality and suitable for its particular purposes. Where R&G fits the Products or undertakes other services it shall exercise reasonable skill and care and rectify any fault free of charge unless the workmanship has been disturbed. The Buyer is responsible for ensuring that the warranty on the motorcycle is not affected by the fitting of the Products. On return of any defective Products R&G shall at its option either supply a replacement or refund the purchase money but shall not be liable if the Products have been modified or used or maintained otherwise than in accordance with R&G's or manufacturer's instructions and good engineering practice or if the defect arises from accident or neglect. Other than identified above and subject to R&G not limiting its liability for causing death and personal injury, it shall not be liable for indirect or consequential loss and otherwise its liability shall be limited to the amounts paid by the Buyer for the Products or the fitting or service concerned. These terms do not affect the Buyer's statutory rights.

R&G RACING RETURNS POLICY (NON-FAULTY GOODS)

Returns must be pre-authorized (if not pre-authorized the return will be rejected). Goods may only be returned direct to us if they were purchased direct from us (customer must prove if necessary). Otherwise to be returned to original vendor. Goods must be in re-sellable condition, in the opinion of R&G Racing. All returns are subject to a 25% restocking and handling fee (25% of the gross value exc. P&P – at the prevailing price at time of purchase). The customer must pay any and all carriage charges. No returns of discontinued products, unless within 14 days of purchase. This policy does not affect your statutory rights and does not refer to faulty goods.

R&G Racing

Unit 1, Shelley's Lane, East Worldham, Alton, Hampshire, GU34 3AQ

Tel: +44 (0)1420 89007 Fax: +44 (0)1420 87301 www.rg-racing.com Email: info@rg-racing.com