





FITTING INSTRUCTIONS FOR ECC0084 RHS ENGINE CASE COVER
HONDA VFR 1200 2010



PICTURE 1

In this kit there should be:
1 x Engine Case Cover (ECC0084).
4 x M6x35mm long button head bolts.

PLEASE READ THESE INSTRUCTIONS FULLY BEFORE STARTING

- Please make sure the engine is cold before proceeding with the fitting of the R&G cover.
- You will have to remove the fairing bolts to allow the fairing to be gently pulled away from the engine case for fitment of the new engine case cover.
- Remove the infill panels arrowed in top picture.
- Remove the oil filler cap.

R&G RACING

Unit 1 Shelleys Lane, East Worldham, Alton, Hants GU34 3AQ
Tel: +44 (0)1420 89007 Fax: +44 (0)1420 87301 www.rg-racing.com Email: info@rg-racing.com



- Remove the four engine case bolts arrowed above in picture 1. Hold the cover loosely over the case to help identify the correct ones. **DO NOT REMOVE ALL OF THE CASE BOLTS.**
- Offer up the R&G cover to the engine and carefully fit it over the engine casing. Ensure that the three R&G bolt holes are lined up with the holes in the engine casing, and then push on as far as it will go.
- With a 4mm Allen key tighten the bolts equally so that they pull the cover into place. **DO NOT FULLY TIGHTEN.**
- Finally use a torque wrench set at 10 nm (7 Lb ft) to fully tighten.
- Replace the oil filler cap.
- Replace the infill panels.
- Refit the fairing bolts.
- It is suggested that you check the tightness of the mounting bolts on a regular basis i.e. when cleaning or once a month.
- **NOTE** for the cleaning of this product you should only use a soft polishing cloth and a mild general cleaning agent.
- **AVOID HARMFUL CHEMICALS IF IN DOUBT DO NOT USE AS THEY COULD ALTER THE STRENGTH OF THE COVER.**
- R&G will accept no liability if the above procedure and torque settings are not followed.

Issue 1 26/10/2011 (NSY)

CONSUMER NOTICE

The catalogue description and any exhibition of samples are only broad indications of the Products and R&G may make design changes which do not diminish their performance or visual appeal and supplying them in such state shall conform to the order. The Buyer acknowledges no representation or warranty (other than as to title) has been given or will apply to the Products other than those in R&G's order or confirmation and the Buyer confirms it has chosen the Products as being of merchantable quality and suitable for its particular purposes. Where R&G fits the Products or undertakes other services it shall exercise reasonable skill and care and rectify any fault free of charge unless the workmanship has been disturbed. The Buyer is responsible for ensuring that the warranty on the motorcycle is not affected by the fitting of the Products. On return of any defective Products R&G shall at its option either supply a replacement or refund the purchase money but shall not be liable if the Products have been modified or used or maintained otherwise than in accordance with R&G's or manufacturer's instructions and good engineering practice or if the defect arises from accident or neglect. Other than identified above and subject to R&G not limiting its liability for causing death and personal injury, it shall not be liable for indirect or consequential loss and otherwise its liability shall be limited to the amounts paid by the Buyer for the Products or the fitting or service concerned. These terms do not affect the Buyer's statutory rights.

R&G RACING RETURNS POLICY (NON-FAULTY GOODS)


Returns must be pre-authorized (if not pre-authorized the return will be rejected). Goods may only be returned direct to us if they were purchased direct from us (customer must prove if necessary). Otherwise to be returned to original vendor. Goods must be in re-sellable condition, in the opinion of R&G Racing. All returns are subject to a 25% restocking and handling fee (25% of the gross value exc. P&P – at the prevailing price at time of purchase). The customer must pay any and all carriage charges. No returns of discontinued products, unless within 14 days of purchase. This policy does not affect your statutory rights and does not refer to faulty goods.

R&G RACING

Unit 1 Shelleys Lane, East Worldham, Alton, Hants GU34 3AQ
Tel: +44 (0)1420 89007 Fax: +44 (0)1420 87301 www.rg-racing.com Email: info@rg-racing.com



FRANCE
INSTRUCTIONS DE MONTAGE ECC0084 RHS (côté Droit-Embravage)
HONDA VFR 1200 2010



PICTURE 1

Ce kit contient:

- 1 x Protection moteur ECC0084
- 4 x Vis M6x35mm

R&G RACING

Unit 1 Shelleys Lane, East Worldham, Alton, Hants GU34 3AQ
Tel: +44 (0)1420 89007 Fax: +44 (0)1420 87301 www.rg-racing.com Email: info@rg-racing.com



MERCI DE LIRE LA NOTICE AVANT DE COMMENCER LE MONTAGE

- Veiller à ce que le moteur de la moto soit froid
- Vous devrez retirer les vis de fixation du carénage pour vous permettre de tirer légèrement le carénage et ainsi avoir accès au carter moteur.
- Enlever les caches montrés en photo ci-dessus.
- Dévisser le capuchon de remplissage d'huile.
- Enlever les 4 vis de fixation du carter moteur (voir photo 1). Ne pas retirer toutes les vis de fixations de carter.
- Placer la protection sur le carter (attention au sens de montage-)
- Vérifier que les trous et les filetages soient bien alignés. Et pousser le cache sur le moteur.
- Visser légèrement les 4 vis dans le carter moteur (attention à ne pas mettre les vis de travers, nous vous conseillons de les visser complètement à la main dans un premier temps).
- A l'aide d'une clé Allen de 4 mm, visser les vis, ne pas bloquer les vis pour le moment.
- A l'aide d'une clé dynamométrique, serrer les 4 vis, (couple de serrage 10 Nm/7Lb ft)
- Revisser le capuchon de remplissage d'huile sur le carter.
- Remonter les caches.
- Remonter le carénage.
- Note importante:
 - vérifier le serrage des vis au moins une fois par mois.
 - Le nettoyage de la protection, doit se faire à l'aide d'un produit nettoyant non agressif et à l'aide d'un chiffon doux.
- L'UTILISATION D'AGENT NETTOYANT TROP PUISSANT PEUT ALTERER LA FINITION DE VOTRE PROTECTION R&G.
- Aucune garantie ne sera acceptée par R&G en cas de mauvais couple de serrage et en cas d'utilisation de nettoyeurs trop agressifs.

R&G RACING

Unit 1 Shelleys Lane, East Worldham, Alton, Hants GU34 3AQ

Tel: +44 (0)1420 89007 Fax: +44 (0)1420 87301 www.rg-racing.com Email: info@rg-racing.com