




Fitting Instructions for RAD0191AL Radiator Guard
KAWASAKI VULCAN S '15-



In This Kit There Should Be
1x Radiator Guard (RAD0191BK)
1x M6 x 16mm long Button Head Bolt
1x M6 Washer
2x Cable Ties
2x 100mm Lengths of self-adhesive Foam



Picture 1



Picture 2




Picture 3



Picture 4



Picture 5



Picture 6

GENERAL TORQUE SETTINGS

- M4 BOLT = 8Nm
- M5 BOLT = 12Nm
- M6 BOLT = 15Nm
- M8 BOLT = 20Nm
- M10 BOLT = 40Nm
- M12 NYLOC NUT = 40Nm

TOOLS REQUIRED

- Socket set to include 10mm socket & wrench.
- 4mm Allen key or socket bits with extension.
 - Cable cutters.



FITTING INSTRUCTIONS

- To fit the radiator guard to the bike cut the foam strip provided into 10mm wide pieces and stick them to the back of the radiator guard frame, so that they sit between the radiator guard and the radiator.
- Remove the bolt that secures the bottom of the radiator in place, located on the back side of the radiator, as shown in picture 1.
- Offer the R&G radiator into place locating the bottom mounting bracket around the radiator from underneath, then lift the radiator guard upwards to allow the top mounting brackets to locate over the top edge of the radiator, before sliding the guard towards the left side of the bike to align correctly, as shown in pictures 2 & 3. *Ensure that the lower mounting bracket sits between the plastic fan surround and radiator mount on the reverse.*
- Loop one cable tie through the top mounting holes and around the radiator mount on both sides of the bike, before loosely tightening, as shown in picture 4.
- Fit the M6 x 16mm long button head bolt through the M6 washer, then position through the plastic fan surround, then through the radiator guard mounting hole before tightening into the threaded boss on the radiator mount, as shown in picture 5.
- Ensure the radiator guard is correctly mounted before tightening the cable ties and bolt, as shown in picture 6.

ISSUE 1 22/06/2015 (AR)

Digital copies of these instructions are available to download from www.rg-racing.com

CONSUMER NOTICE

The catalogue description and any exhibition of samples are only broad indications of the Products and R&G may make design changes which do not diminish their performance or visual appeal and supplying them in such state shall conform to the order. The Buyer acknowledges no representation or warranty (other than as to title) has been given or will apply to the Products other than those in R&G's order or confirmation and the Buyer confirms it has chosen the Products as being of merchantable quality and suitable for its particular purposes. Where R&G fits the Products or undertakes other services it shall exercise reasonable skill and care and rectify any fault free of charge unless the workmanship has been disturbed. The Buyer is responsible for ensuring that the warranty on the motorcycle is not affected by the fitting of the Products. On return of any defective Products R&G shall at its option either supply a replacement or refund the purchase money but shall not be liable if the Products have been modified or used or maintained otherwise than in accordance with R&G's or manufacturer's instructions and good engineering practice or if the defect arises from accident or neglect. Other than identified above and subject to R&G not limiting its liability for causing death and personal injury, it shall not be liable for indirect or consequential loss and otherwise its liability shall be limited to the amounts paid by the Buyer for the Products or the fitting or service concerned. These terms do not affect the Buyer's statutory rights.

R&G RACING RETURNS POLICY (NON-FAULTY GOODS)

Returns must be pre-authorized (if not pre-authorized the return will be rejected). Goods may only be returned direct to us if they were purchased direct from us (customer must prove if necessary). Otherwise to be returned to original vendor. Goods must be in re-sellable condition, in the opinion of R&G Racing. All returns are subject to a 25% restocking and handling fee (25% of the gross value exc. P&P – at the prevailing price at time of purchase). The customer must pay any and all carriage charges. No returns of discontinued products, unless within 14 days of purchase. This policy does not affect your statutory rights and does not refer to faulty goods.

R&G Racing
Unit 1, Shelley's Lane, East Worldham, Alton, Hampshire, GU34 3AQ
Tel: +44 (0)1420 89007 Fax: +44 (0)1420 87301 www.rg-racing.com Email: info@rg-racing.com



Instructions de montage pour RAD0191AL Protection radiateur
KAWASAKI VULCAN S '15-



- Le kit doit contenir :**
1x Protection radiateur (RAD0191BK)
1x M6 x 16mm Boulon
1x M6 Rondelle
2x Colleirs de serrage
2x 100mm Longueurs de mousse autocollante




Photo 1



Photo 2



Photo 3



Photo 4



Photo 5




Photo 6

COUPLES DE SERRAGE RECOMMANDÉS

M4 BOULON = 8Nm
M5 BOULON = 12Nm
M6 BOULON = 15Nm
M8 BOULON = 20Nm
M10 BOULON = 40Nm
M12 ECROU = 40Nm

Outils requis

- Clés à douille 10mm
- Clé Allen 4mm avec extension.
- Pince coupante.



INSTRUCTIONS DE MONTAGE

- Couper la mousse en bandeaux de 10mm puis collez ces bandeaux au bas du support de protection radiateur, de façon à ce que ces bandeaux se situent entre la protection radiateur et le radiateur.
- Enlever le boulon qui fixe le bas du radiateur en place, placé au bas du radiateur, voir photo 1.
- Mettre la protection radiateur R&G en position, en plaçant le support de fixation inférieur autour du radiateur par-dessous, puis glisser la grille de protection radiateur vers le haut pour permettre au support de fixation supérieur de se positionner autour du bord supérieur du radiateur, avant de glisser la grille vers le coté gauche de la moto pour l'aligner correctement, voir photos 2 & 3. *Veiller à ce que le support de fixation inférieur se place entre le contour en plastic et le support radiateur de l'autre coté.*
- Encercler les trous de fixation supérieurs avec le collier de serrage fourni, ainsi que le support radiateur des deux cotés de la moto, avant de serrer légèrement, voir photo 4.
- Placer un boulon M6 x 16mm dans la rondelle M6, puis positionnez le dans le ventilateur en plastic puis dans le trou de fixation de la protection radiateur, avant de serrer dans le patron fileté sur le support radiateur, voir photo 5.
Veiller à ce que la grille de protection radiateur soit correctement montée avant de serrer les colliers de serrage et le boulon, voir photo 6.

ISSUE 1 22/06/2015 (AR)

Ces instructions de montage sont disponibles sur www.rg-racing.com

CONSUMER NOTICE

The catalogue description and any exhibition of samples are only broad indications of the Products and R&G may make design changes which do not diminish their performance or visual appeal and supplying them in such state shall conform to the order. The Buyer acknowledges no representation or warranty (other than as to title) has been given or will apply to the Products other than those in R&G's order or confirmation and the Buyer confirms it has chosen the Products as being of merchantable quality and suitable for its particular purposes. Where R&G fits the Products or undertakes other services it shall exercise reasonable skill and care and rectify any fault free of charge unless the workmanship has been disturbed. The Buyer is responsible for ensuring that the warranty on the motorcycle is not affected by the fitting of the Products. On return of any defective Products R&G shall at its option either supply a replacement or refund the purchase money but shall not be liable if the Products have been modified or used or maintained otherwise than in accordance with R&G's or manufacturer's instructions and good engineering practice or if the defect arises from accident or neglect. Other than identified above and subject to R&G not limiting its liability for causing death and personal injury, it shall not be liable for indirect or consequential loss and otherwise its liability shall be limited to the amounts paid by the Buyer for the Products or the fitting or service concerned. These terms do not affect the Buyer's statutory rights.

R&G RACING RETURNS POLICY (NON-FAULTY GOODS)

Returns must be pre-authorized (if not pre-authorized the return will be rejected). Goods may only be returned direct to us if they were purchased direct from us (customer must prove if necessary). Otherwise to be returned to original vendor. Goods must be in re-sellable condition, in the opinion of R&G Racing. All returns are subject to a 25% restocking and handling fee (25% of the gross value exc. P&P – at the prevailing price at time of purchase). The customer must pay any and all carriage charges. No returns of discontinued products, unless within 14 days of purchase. This policy does not affect your statutory rights and does not refer to faulty goods.

R&G Racing

Unit 1, Shelley's Lane, East Worldham, Alton, Hampshire, GU34 3AQ

Tel: +44 (0)1420 89007 Fax: +44 (0)1420 87301 www.rg-racing.com Email: info@rg-racing.com